

Youth Grants Programme

Annual Report

1st April 2022 to 31st March 2023

Performance & Safeguarding Service
Brighton & Hove City Council

Provider Summary with Additional Data not recorded on ASPIRE

Some activity is recorded locally by providers for young people without ASPIRE records.

Young people may not have a record on ASPIRE if they are less than 13 years old or have refused consent.

It is not possible to tell if one of these contacts was a council tenant or not.

Area	Aspire visits	Aspire Contacts	Additional data visits	Additional Data Contacts	Total visits	Total Contacts
Central Hove and Brighton	9273	1282	2014	542	11287	1824
BH BYC - Brighton Youth Centre	6837	1109	2014	542	8851	1651
BH YPC	280	56			280	56
Turner Community Project	2156	143			2156	143
Hangleton, Portslade and West Hove	1923	351	279	98	2202	449
BH Hangleton and Knoll	1923	351	279	98	2202	449
Moulsecoomb and Patcham	1516	172	175	38	1691	210
BH The Trust for Developing Communities	1516	172	175	38	1691	210
Whitehawk and the Deans	1731	351	71	22	1802	373
BH The Trust for Developing Communities	1731	351	71	22	1802	373
Total	14443	2040	2539	699	16982	2739

Additional Data - Equalities groups

Data for the equalities groups is not recorded on Aspire and so does not feature in the main report.

Equalities Groups

Provider	Opportunity	Visits	Contacts
Allsorts	Total	332	91
BMEYPP	Total	2209	349
ExtraTime	Total	689	119

Provider summary

This data is recorded on Aspire

Visits - total number of times young people attended an activity (footfall)

Contacts - number of unique individuals

Tenants - number of young people living in Brighton & Hove Council housing

Brighton & Hove Residents Only

Visits	Contacts	Tenants	% Tenants
13553	1800	339	18.8%

Area	Visits	Contacts	Tenants	% Tenants
Central Hove and Brighton	9273	1282	126	9.8%
BH BYC - Brighton Youth Centre	6837	1109	86	7.8%
BH YPC	280	56	16	28.6%
Turner Community Project	2156	143	28	19.6%
Hangleton, Portslade and West Hove	1923	351	70	19.9%
BH Hangleton and Knoll	1923	351	70	19.9%
Moulsecoomb and Patcham	1516	172	78	45.3%
BH The Trust for Developing Communities	1516	172	78	45.3%
Whitehawk and the Deans	1731	351	108	30.8%
BH The Trust for Developing Communities	1731	351	108	30.8%
Total	14443	2040	339	16.6%

Provider summary - details by group attended

Provider	Visits	Contacts	Tenants	% Tenants
BH Hangleton and Knoll	1923	351	70	19.9%
Hangleton, Portslade and West Hove	1923	351	70	19.9%
Boxing	167	37	12	32.4%
Brighton Streets	499	205	41	20.0%
Comedy Workshops	16	2	1	50.0%
Education Training and Employment	46	40	5	12.5%
Hangleton Senior Youth Club	127	26	11	42.3%
Health and well being project 2017-2024	106	24	10	41.7%
Kicks Football Sessions	8	5	2	40.0%
Knoll Pavilion After School Chill	308	49	24	49.0%
Men To Be	21	8	5	62.5%
Participation Work - 2014-2020	11	8	5	62.5%
Positive Activities - 2014-2025	127	43	17	39.5%
SEND club	162	12	4	33.3%
Street Dance	109	22	8	36.4%
Table Tennis Clubs	13	6	3	50.0%
The Big Munch	7	7	1	14.3%
Young Mens work 2018 onwards	132	22	9	40.9%
Young Women's Group	60	16	5	31.3%
YP Visits to St Richards	4	4	3	75.0%

Provider	Visits	Contacts	Tenants	% Tenants
BH BYC - Brighton Youth Centre	6837	1109	86	7.8%
Central Hove and Brighton	6837	1109	86	7.8%
Art In Mind	166	13	2	15.4%
Autumn Sessions 2022	597	273	25	9.2%
B.Fest 2022	734	551	38	6.9%
B.fest Board	195	13		
B.Game	692	45	8	17.8%
Fridays PRU	43	10	3	30.0%
Gig Nights	215	193	20	10.4%
Mascot	476	18	3	16.7%
Skate Sessions	530	157	7	4.5%
Skateboarding	369	151	11	7.3%
Tuesday Youth Club	1046	154	19	12.3%
Windmill Theatre	1774	82	1	1.2%

Provider summary - details by group attended

Provider	Visits	Contacts	Tenants	% Tenants
BH YPC	280	56	16	28.6%
Central Hove and Brighton	280	56	16	28.6%
1 to 1 Youth Support	15	5	1	20.0%
Activity Group 2022-23	76	8		
Creativity Club 2022-23	44	11	3	27.3%
Health & Wellbeing Project	100	29	10	34.5%
Photography Club 2022-23	15	3		
Rob and Bryony Test 1	1	1		
Summer Active Programme 2022	11	4		
Videography Group 2022-23	6	3		
Young Carers Drop In - Wednesday	12	10	3	30.0%

Provider	Visits	Contacts	Tenants	% Tenants
Tarner Community Project	2156	143	28	19.6%
Central Hove and Brighton	2156	143	28	19.6%
Detached 2022	299	35	2	5.7%
Detached 2023	63	22	1	4.5%
Friday Multi-sports 2023	27	10	5	50.0%
Friday night 2022	35	10	5	50.0%
Girls Group 2022	154	14	1	7.1%
Level Hub 2022	219	46	5	10.9%
Monday 2023	31	6	3	50.0%
Monday Night Youth 2022	139	21	6	28.6%
RMF 2022	136	10	3	30.0%
RMF 2023	92	4		
The Level Hub 2023	34	16	2	12.5%
Thursday Football 2022	311	49	16	32.7%
Thursday Football 2023	65	21	11	52.4%
Trips 2022	117	24	8	33.3%
Trips 2023	11	4	1	25.0%
Tuesday Football 2023	85	21	7	33.3%
Tuesday Night Youth 2022	274	36	8	22.2%
Young Women's 2023	64	12	1	8.3%

Provider summary - details by group attended

Provider	Visits	Contacts	Tenants	% Tenants
BH The Trust for Developing Communities	3247	488	170	34.8%
Moulsecoomb and Patcham	1516	172	78	45.3%
Citywide - Community Events	77	33	8	24.2%
Citywide - Health and Wellbeing Youth Work	78	14	6	42.9%
Citywide - MST Mentoring	78	10	6	60.0%
North - 67 Centre Youth Club	618	90	47	52.2%
North - Brighton Streets Project	3	3		
North - Kicks	160	30	15	50.0%
North - MY-G Young Men's Group	214	36	23	63.9%
North - Summer Programme	113	28	16	57.1%
North - Traveller Youth Work	1	1	1	100.0%
North - Young Women's Group	127	22	12	54.5%
Schools Youth Work 2022-24	47	14	7	50.0%
Whitehawk and the Deans	1731	351	108	30.8%
East - Bristol Estate	59	15	7	46.7%
East - Curiosity Club	103	17	8	47.1%
East - Hawks Youth Cafe	158	23	19	82.6%
East - Hospital Youth Work	231	166	40	24.1%
East - Kicks	288	44	18	40.9%
East - Saltdean & Rottingdean Youth Club	30	9		
East - Whitehawk ABC Youth Boxing	77	16	6	37.5%
East - Woodingdean Youth Centre	665	80	22	27.5%
East - Young Women's Group	120	12	7	58.3%

Additional data - details by group attended

Some activity is recorded locally by providers for young people without ASPIRE records. Young people may not have a record on ASPIRE if they are less than 13 years old or have refused consent. Some of the TDC data for attendances is estimated. It is not possible to tell if one of these contacts was a council tenant or not.

Area	Additional data visits	Additional Data Contacts
Central Hove and Brighton	2014	542
BH BYC - Brighton Youth Centre	2014	542
Age 11-16 Lesson	150	19
Beginners Lesson	96	15
Improvers Lesson	124	15
Open	1644	507
Moulsecoomb and Patcham	175	38
BH The Trust for Developing Communities	175	38
Harmful Sexual Behaviour Mentoring	51	6
Health & Wellbeing Project	5	3
North - 67 Centre Monday	15	3
North Young Women's Group	1	1
Summer Programme - North	1	1
Travellers Session	81	17
Woodingdean Youth Centre	21	7
Whitehawk and the Deans	71	22
BH The Trust for Developing Communities	71	22
East - Hawks Youth Café	13	3
East - Saltdean & Rottingdean Youth Club	27	11
East - Woodingdean Youth Centre	31	8
Total	2260	601

Area	Additional data visits	Additional Data Contacts
Hangleton, Portslade and West Hove	279	98
BH Hangleton and Knoll	279	98
121 Health & Wellbeing	12	2
BHASVIC Freshers Fair	23	23
boxing	4	1
Brighton Streets Hove Lagoon	13	13
Brighton Streets Hove Park	12	12
Brighton Streets PACA	29	15
Detached	1	1
Employment support	2	1
Half Term Activity	2	2
hangleton boxing	2	1
Hangleton Senior Club	2	2
Hangleton Table Tennis	12	4
Hangleton youth club	16	8
HCC Boxing	5	5
HKP Youth Club	5	3
Streetdance	120	13
Young womens	19	3
Total	279	98

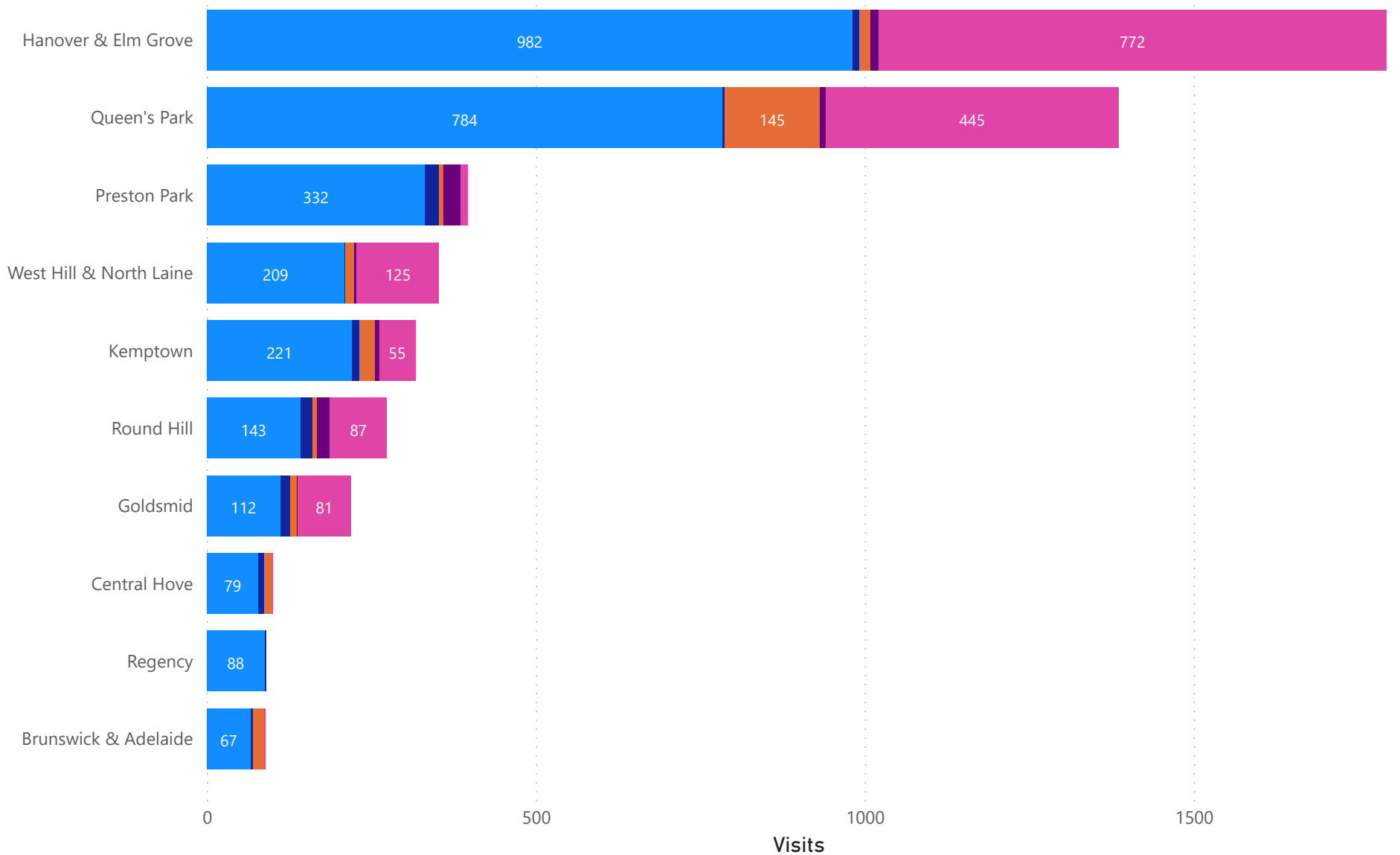
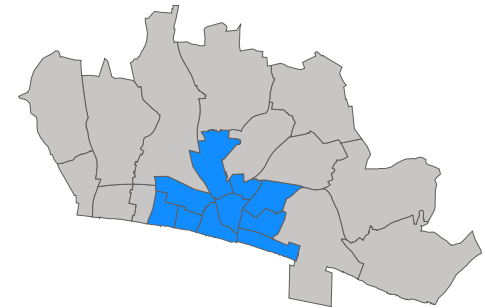
Central Hove and Brighton

Visits by New Ward and Provider

Provider

- BH BYC - Brighton Youth Centre
- BH Hangleton and Knoll
- BH The Trust for Developing Communities
- BH YPC
- Tarner Community Project

New Ward



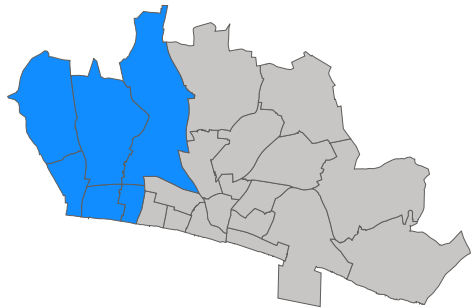
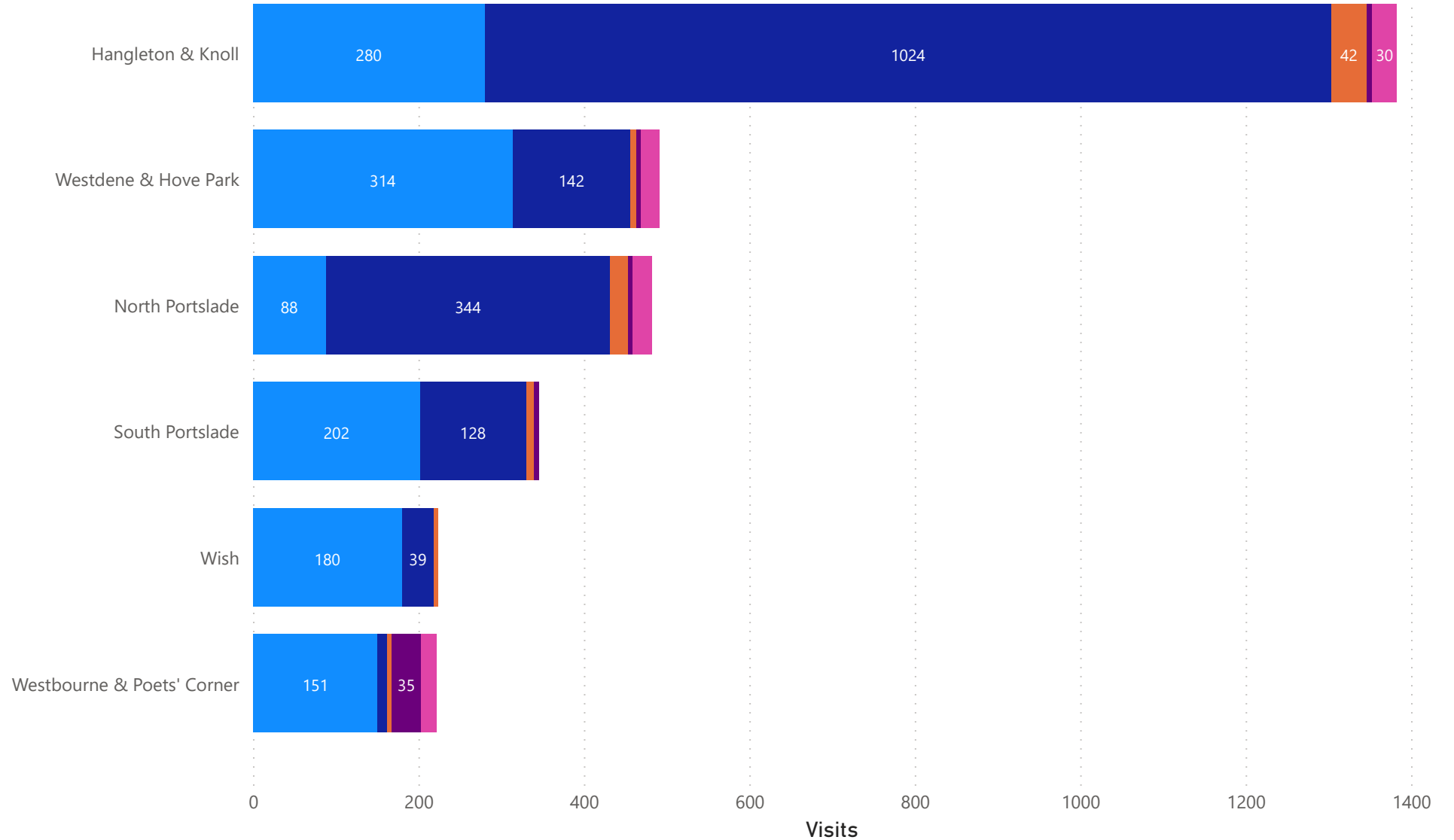
Hangleton, Portslade & West Hove

Visits by New Ward and Provider

Provider

- BH BYC - Brighton Youth Centre
- BH Hangleton and Knoll
- BH The Trust for Developing Communities
- BH YPC
- Tarner Community Project

New Ward



Moulsecoomb & Patcham

Visits by New Ward and Provider

Provider

- BH BYC - Brighton Youth Centre
- BH Hangleton and Knoll
- BH The Trust for Developing Communities
- BH YPC
- Turner Community Project

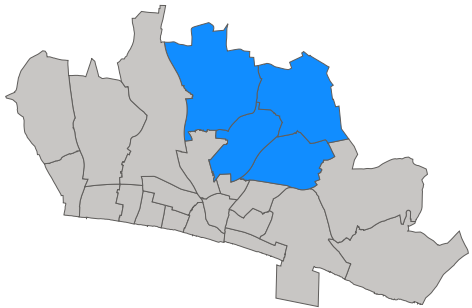
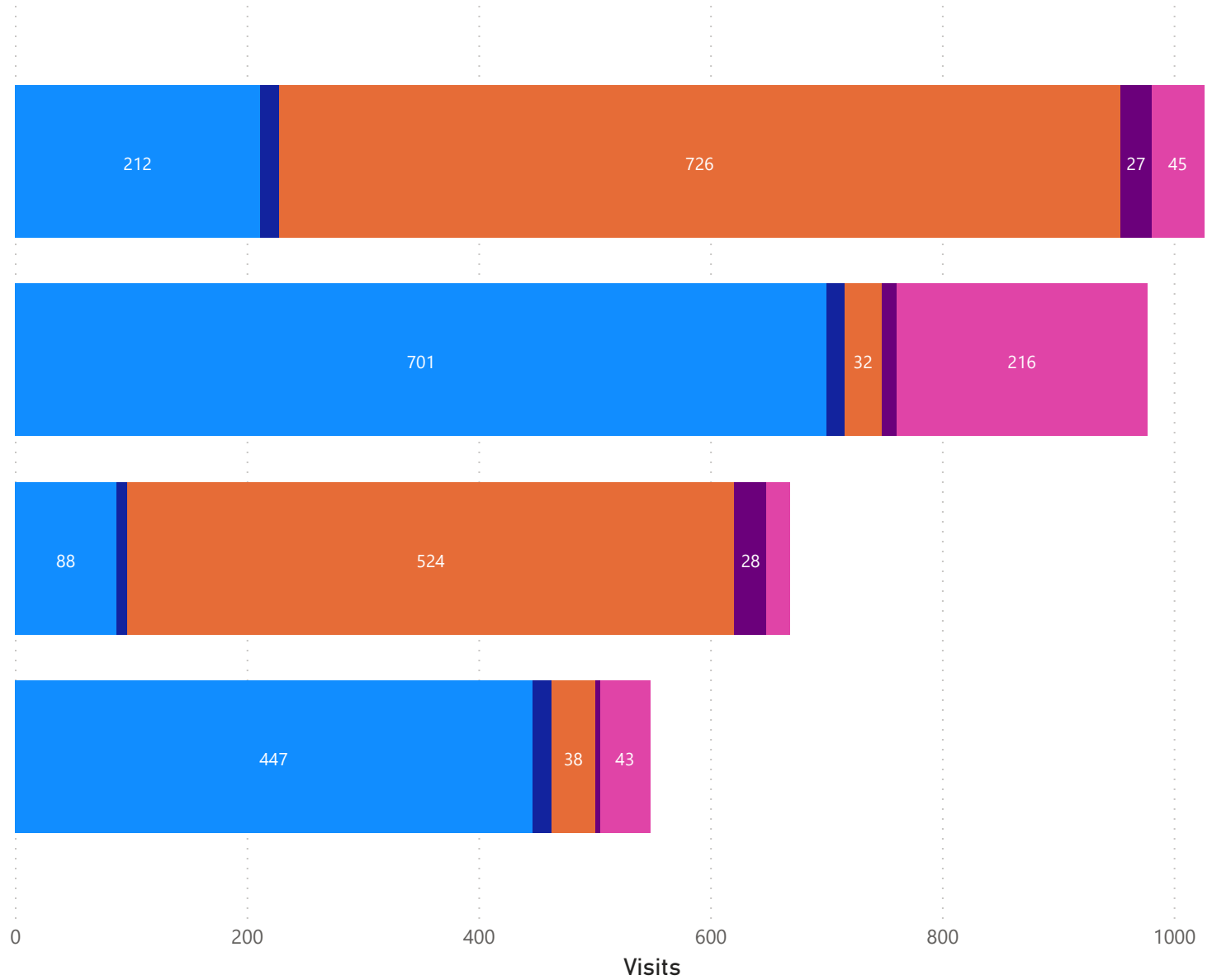
New Ward

Moulsecoomb & Bevendean

Hollingdean & Fiveways

Coldean & Stanmer

Patcham & Hollingbury



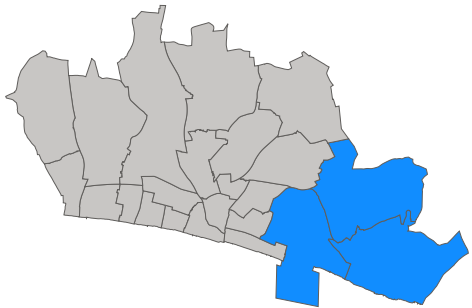
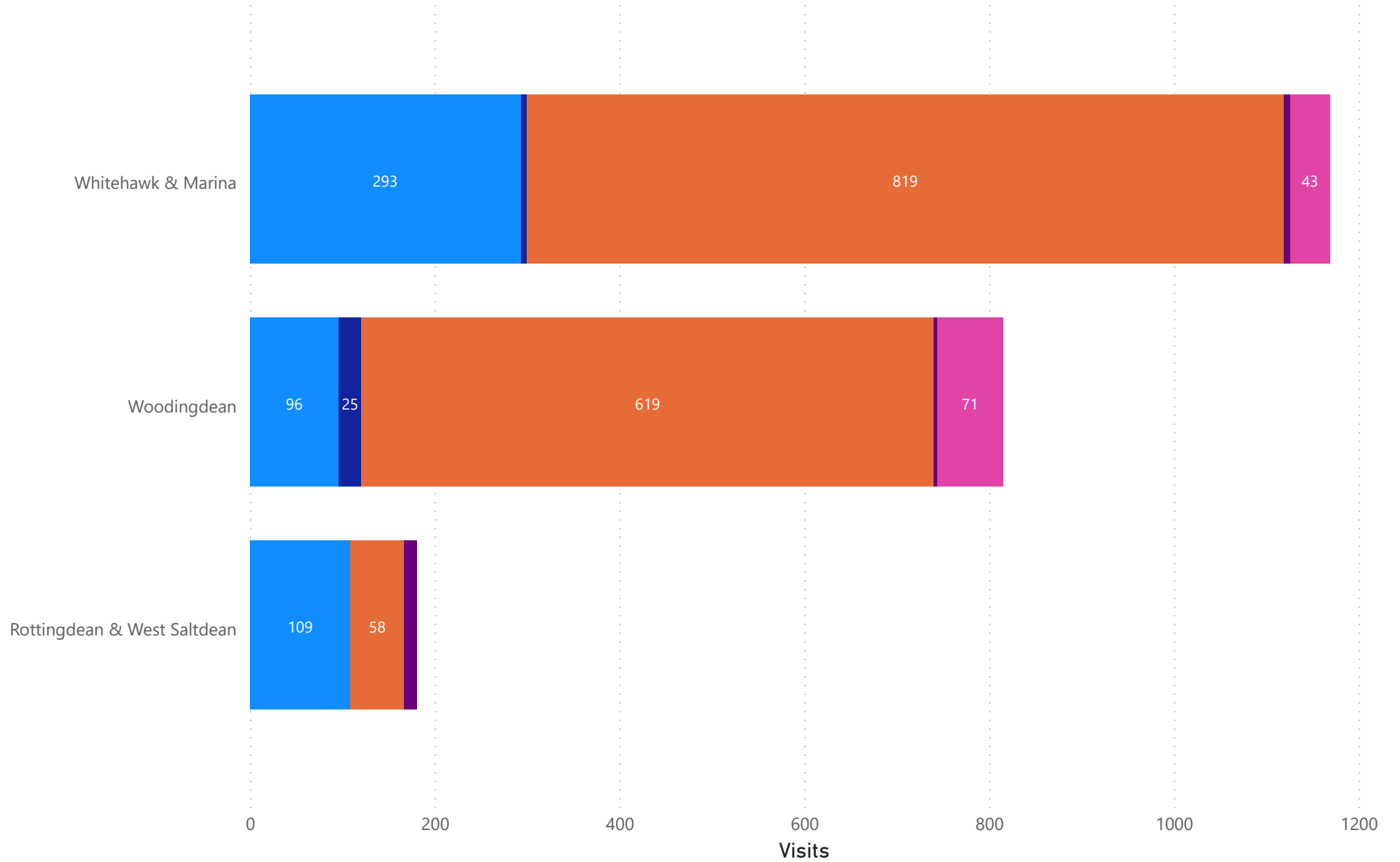
Whitehawk and the Deans

Visits by New Ward and Provider

Provider

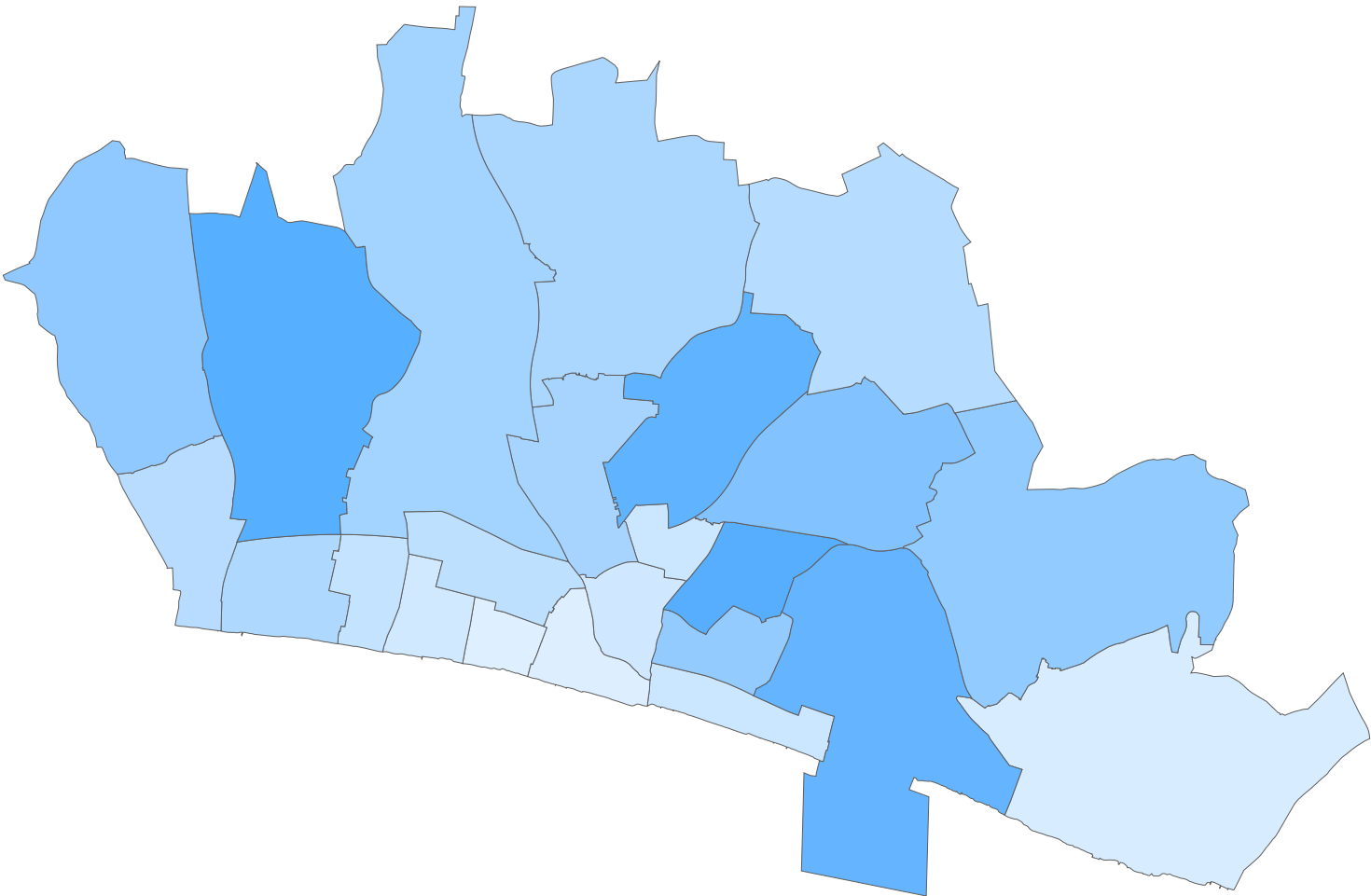
- BH BYC - Brighton Youth Centre
- BH Hangleton and Knoll
- BH The Trust for Developing Communities
- BH YPC
- Tarner Community Project

New Ward



Contacts by Council Ward

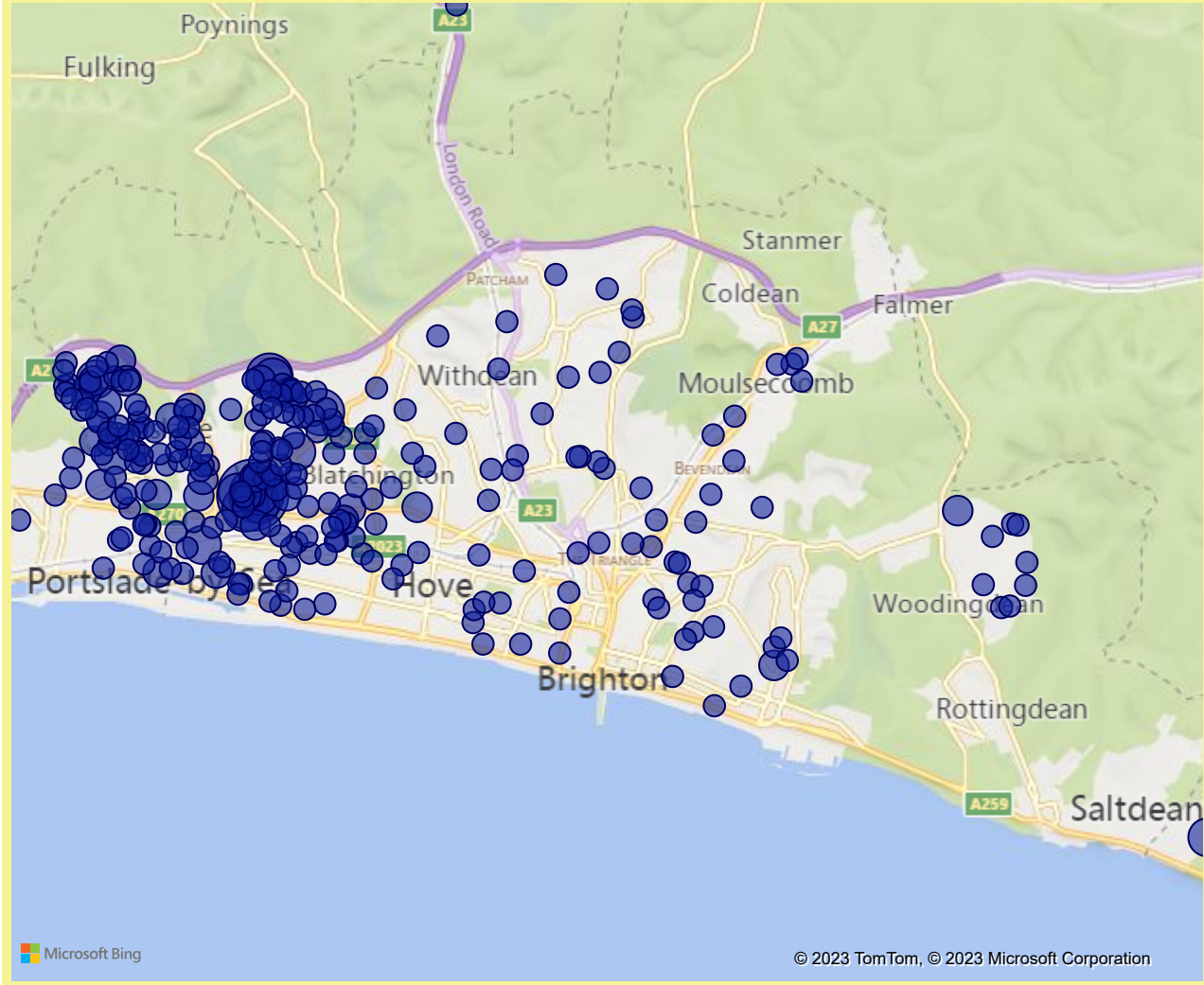
New Ward	Contacts
Brunswick & Adelaide	19
Central Hove	33
Coldean & Stanmer	62
Goldsmid	53
Hangleton & Knoll	164
Hanover & Elm Grove	165
Hollingdean & Fiveways	155
Kemptown	40
Moulsecoomb & Bevendean	118
North Portslade	104
Out of Area	240
Patcham & Hollingbury	74
Preston Park	79
Queen's Park	100
Regency	21
Rottingdean & West Saltdean	26
Round Hill	40
South Portslade	61
West Hill & North Laine	34
Westbourne & Poets' Corner	47
Westdene & Hove Park	83
Whitehawk & Marina	151
Wish	70
Woodingdean	101
Total	2040



Where attendees came from. Groups held in Hangleton, Portslade & West Hove / Central Hove and Brighton

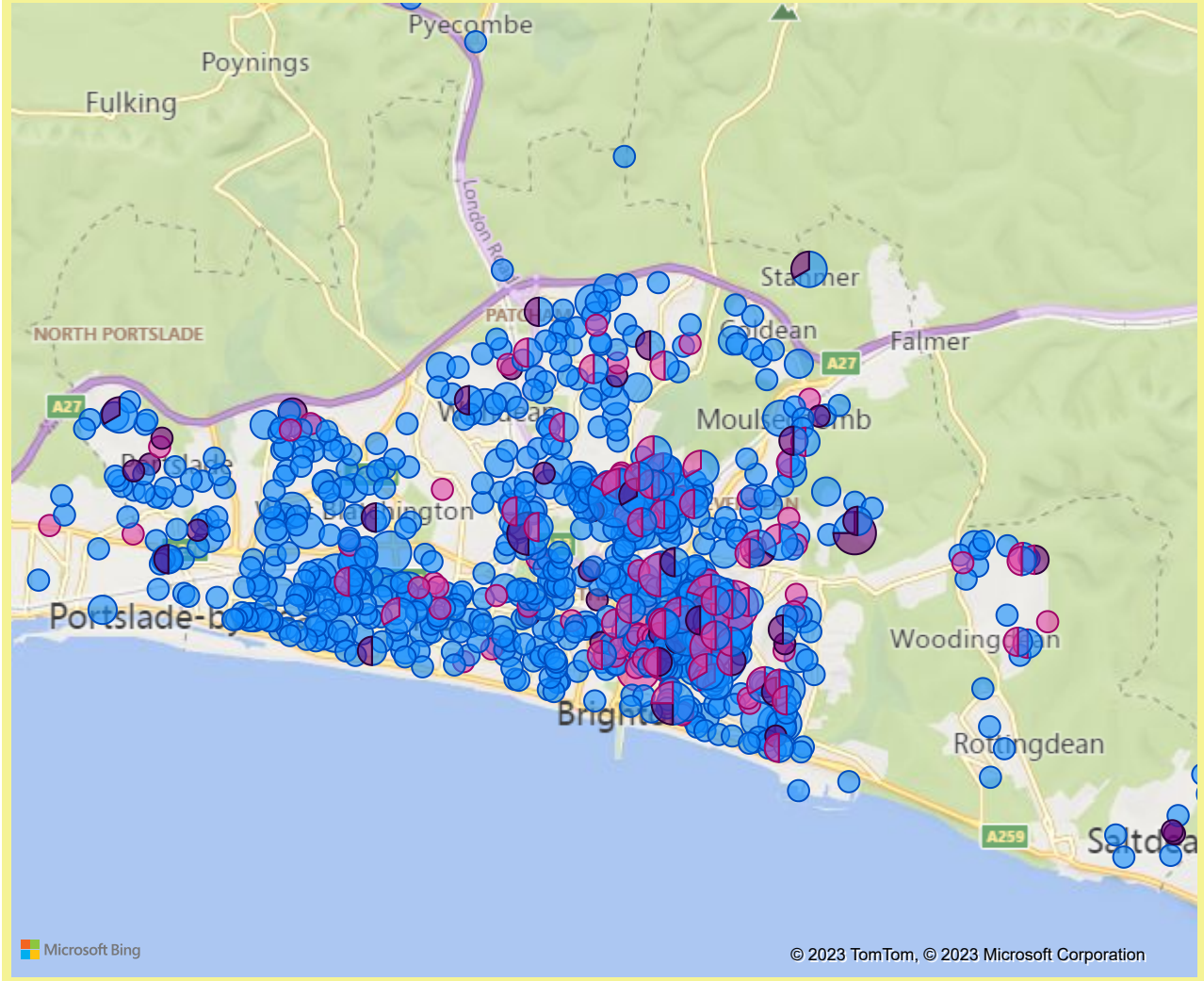
Unique Individuals - Groups held in Hangleton, Portslade & West Hove

Provider ● BH Hangleton and Knoll



Unique Individuals - Groups held in Central Hove and Brighton

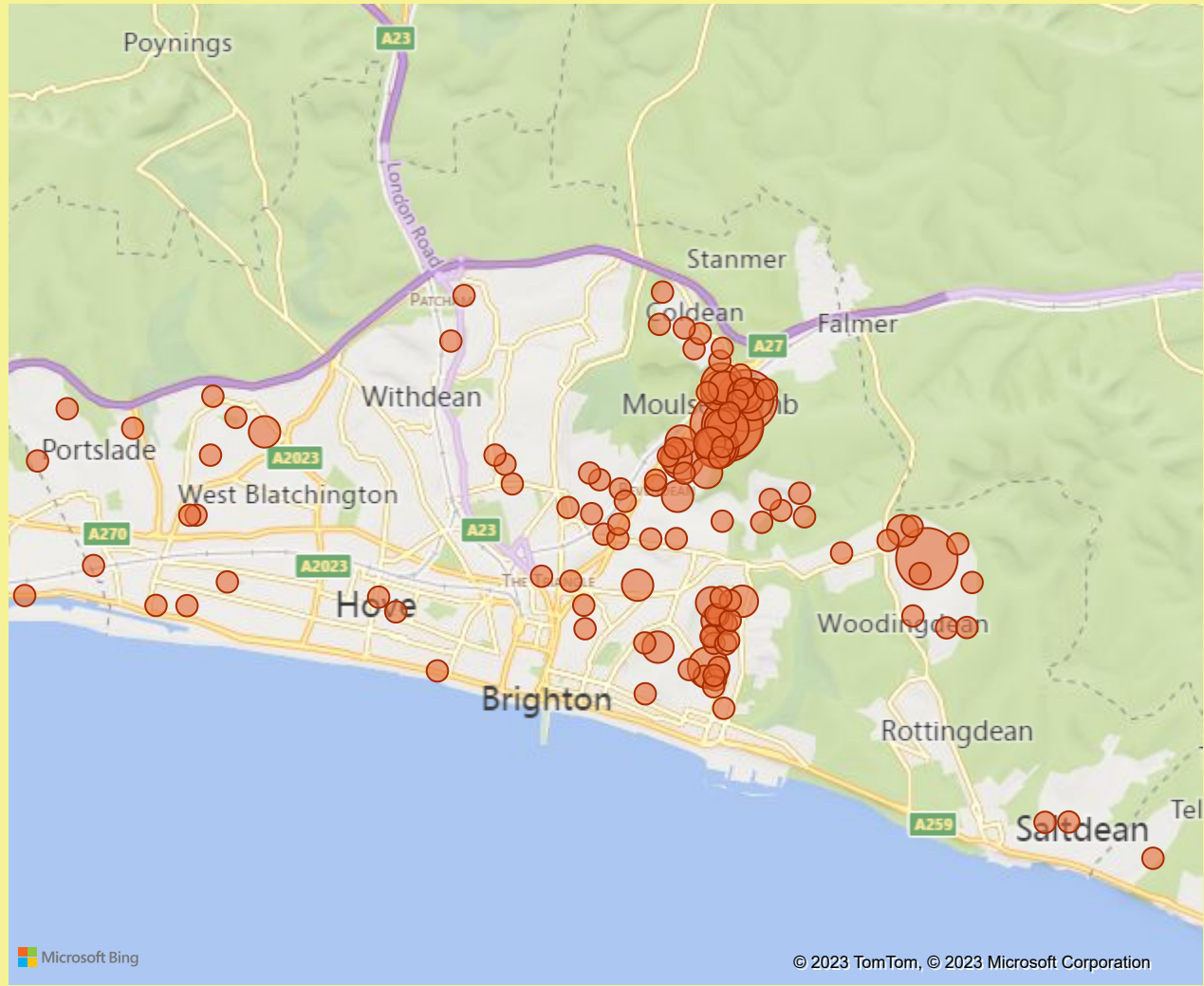
Provider ● BH BYC - Brighton Youth Centre ● BH YPC ● Turner Community Project



Where attendees came from. Groups held in Moulsecoomb & Patcham / Whitehawk and the Deans

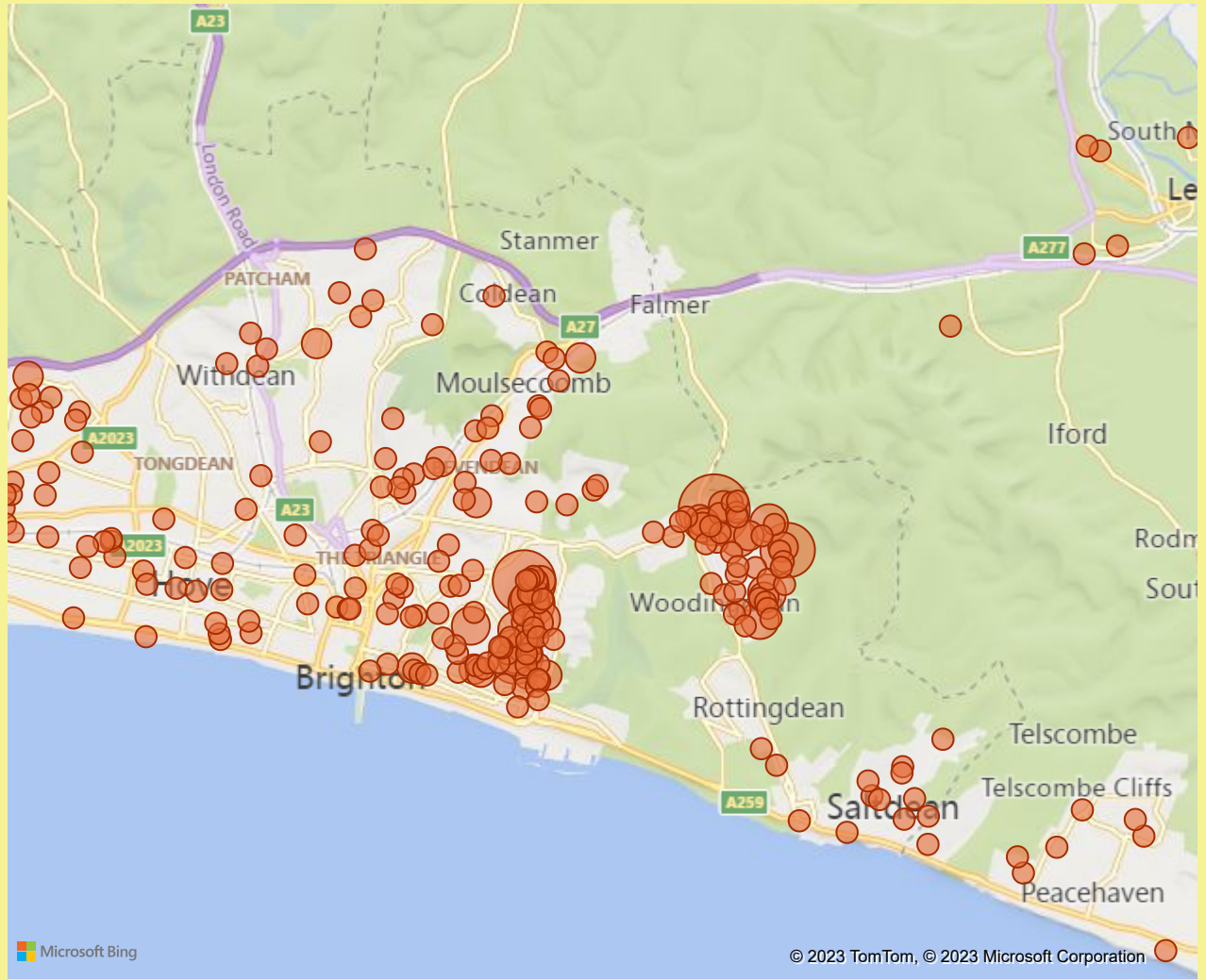
Unique Individuals - Groups held in Moulsecoomb & Patcham

Provider ● BH The Trust for Developing Communities



Unique Individuals - Groups held in Whitehawk and the Deans

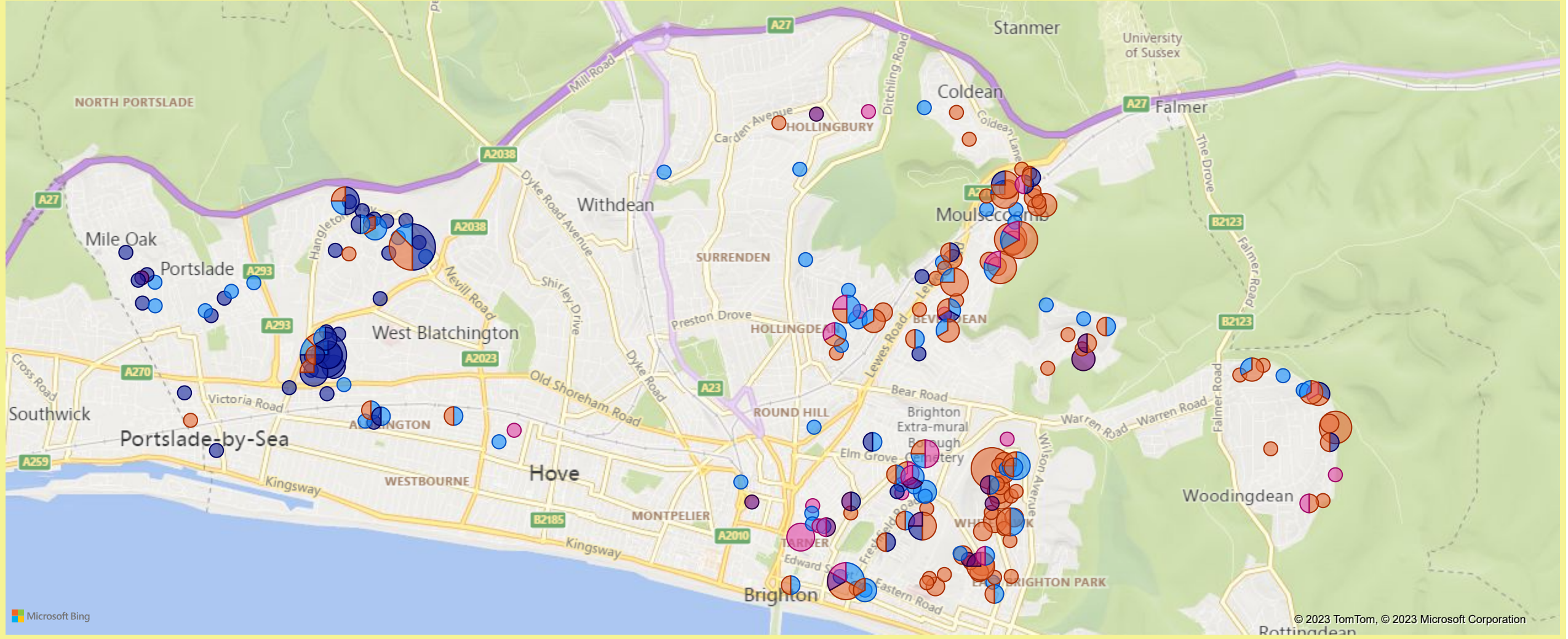
Provider ● BH The Trust for Developing Communities



Where attendees came from - Council Tenants

Council Tenants: unique individuals by Postcode and Provider

Provider ● BH BYC - Brighton Youth Centre ● BH Hangleton and Knoll ● BH The Trust for Developing Communities ● BH YPC ● Tarnier Community Project



Ethnicity of attendees

Ethnicity data is taken from the School Census, where no UPN is recorded on Aspire this data is blank.

For comparison the ethnic make up of Brighton and Hove children and young people as a whole is included (source: School Census January 2022)

Data for the equalities groups (BME YPP and Extratime) is not recorded on Aspire and so does not feature in the main report.

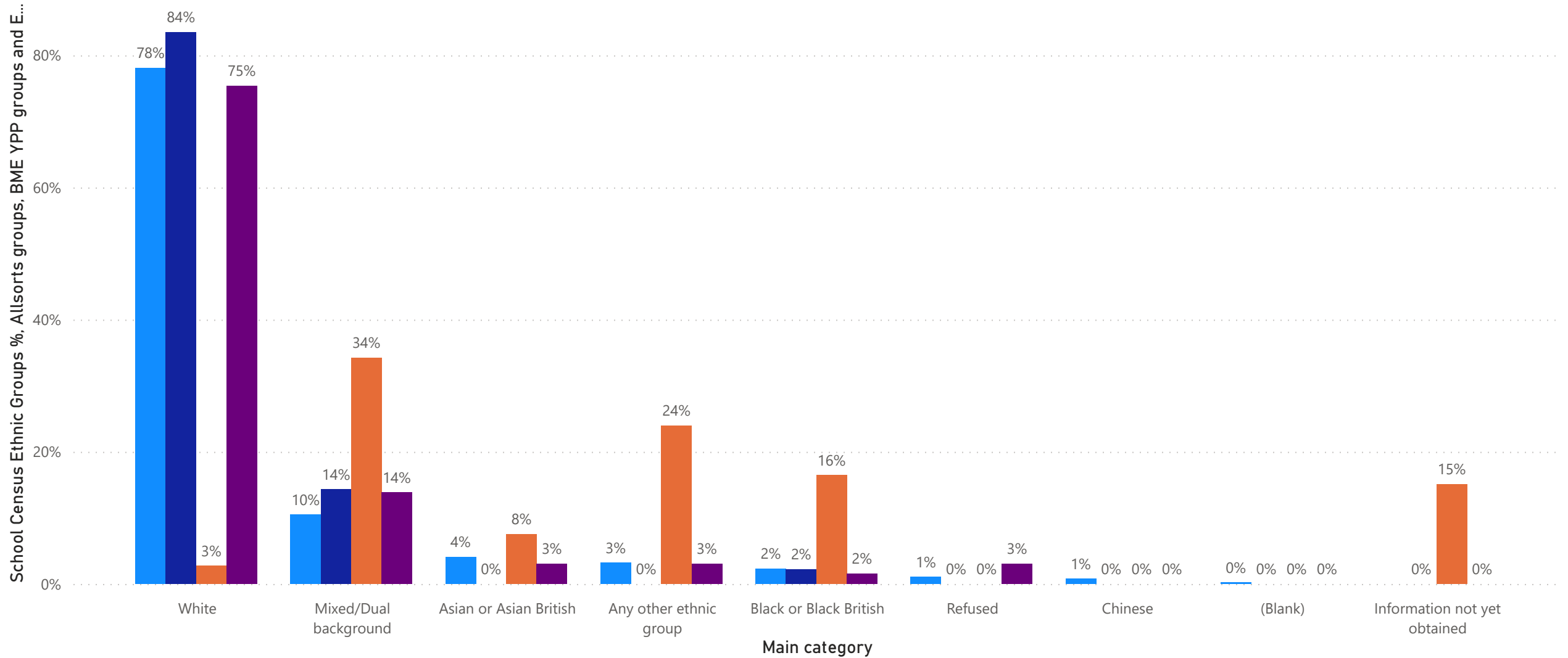
Ethnicity by Provider

Ethnicity	Provider Ethnicity	BH BYC - Brighton Youth Centre	BH Hangleton and Knoll	BH The Trust for Developing Communities	BH YPC	Tarner Community Project	Allsorts	BME YPP	Extratime	School Census Ethnicity %
Any other Asian background	0.00%	0.00%	0.00%	0.00%	0.00%	0.00%	0.00%	0.00%	0.00%	0.02%
Any other Black background	0.44%	0.36%	0.00%	1.02%	0.00%	0.00%	0.00%	3.42%	1.54%	1.56%
Any other mixed background	0.15%	0.00%	0.28%	0.20%	1.79%	0.00%	0.00%	4.79%	0.00%	0.26%
Arab other	2.25%	2.61%	1.42%	2.25%	0.00%	2.10%	5.49%	15.07%	3.08%	3.41%
Bangladeshi	0.29%	0.09%	0.57%	0.41%	1.79%	0.00%	0.00%	10.27%	0.00%	1.87%
Black - African	0.00%	0.00%	0.00%	0.00%	0.00%	0.00%	0.00%	2.74%	0.00%	1.14%
Black Caribbean	0.74%	0.45%	0.28%	1.02%	0.00%	2.80%	2.20%	10.96%	0.00%	1.96%
Chinese	0.10%	0.00%	0.28%	0.20%	0.00%	0.00%	0.00%	0.68%	1.54%	0.11%
Gypsy/Roma	0.10%	0.18%	0.00%	0.00%	1.79%	0.00%	0.00%	0.00%	0.00%	0.77%
Indian	0.25%	0.36%	0.00%	0.00%	1.79%	0.00%	0.00%	0.00%	0.00%	0.09%
Information not yet obtained	0.29%	0.00%	1.14%	0.41%	0.00%	0.00%	0.00%	0.00%	1.54%	1.08%
Iranian	13.38%	14.70%	16.52%	7.79%	12.50%	14.69%	0.00%	15.07%	0.00%	
Kurdish	0.00%	0.00%	0.00%	0.00%	0.00%	0.00%	0.00%	2.05%	0.00%	0.24%
Other ethnic group	0.00%	0.00%	0.00%	0.00%	0.00%	0.00%	0.00%	8.22%	0.00%	0.20%
Pakistani	0.78%	0.36%	1.14%	1.23%	0.00%	1.40%	0.00%	3.42%	3.08%	0.87%
Refused	0.05%	0.09%	0.00%	0.00%	0.00%	0.00%	0.00%	1.37%	0.00%	0.27%
Traveller of Irish heritage	1.08%	1.17%	0.57%	1.23%	3.57%	1.40%	0.00%	0.00%	3.08%	1.07%
White - British	0.00%	0.00%	0.00%	0.00%	0.00%	0.00%	0.00%	0.00%	0.00%	0.07%
White - Irish	67.84%	67.18%	66.67%	71.52%	69.64%	65.03%	79.12%	2.05%	72.31%	68.81%
White and Asian	0.69%	0.90%	0.28%	0.61%	0.00%	0.00%	1.10%	0.68%	1.54%	0.56%
White and Black African	2.45%	3.25%	1.42%	2.05%	1.79%	0.00%	5.49%	1.37%	9.23%	3.16%
White and Black Caribbean	1.86%	0.90%	1.99%	3.89%	0.00%	2.80%	1.10%	4.79%	1.54%	2.24%
White Eastern European	1.76%	1.80%	1.99%	2.05%	0.00%	2.80%	2.20%	13.01%	0.00%	1.67%
White other	0.00%	0.00%	0.00%	0.00%	0.00%	0.00%	0.00%	0.00%	0.00%	2.32%
White Western European	5.49%	5.59%	5.41%	4.10%	5.36%	6.99%	0.00%	0.00%	1.54%	4.71%
Total	0.00%	0.00%	0.00%	0.00%	0.00%	0.00%	3.30%	0.00%	0.00%	1.52%

Ethnicities Groups

Data for the equalities groups (BME YPP and Extratime) is not recorded on Aspire and so does not feature in the main report. The chart below compares the ethnic make up of attendees to their groups with the ethnic make up of Brighton and Hove children and young people (source: School Census January 2022)

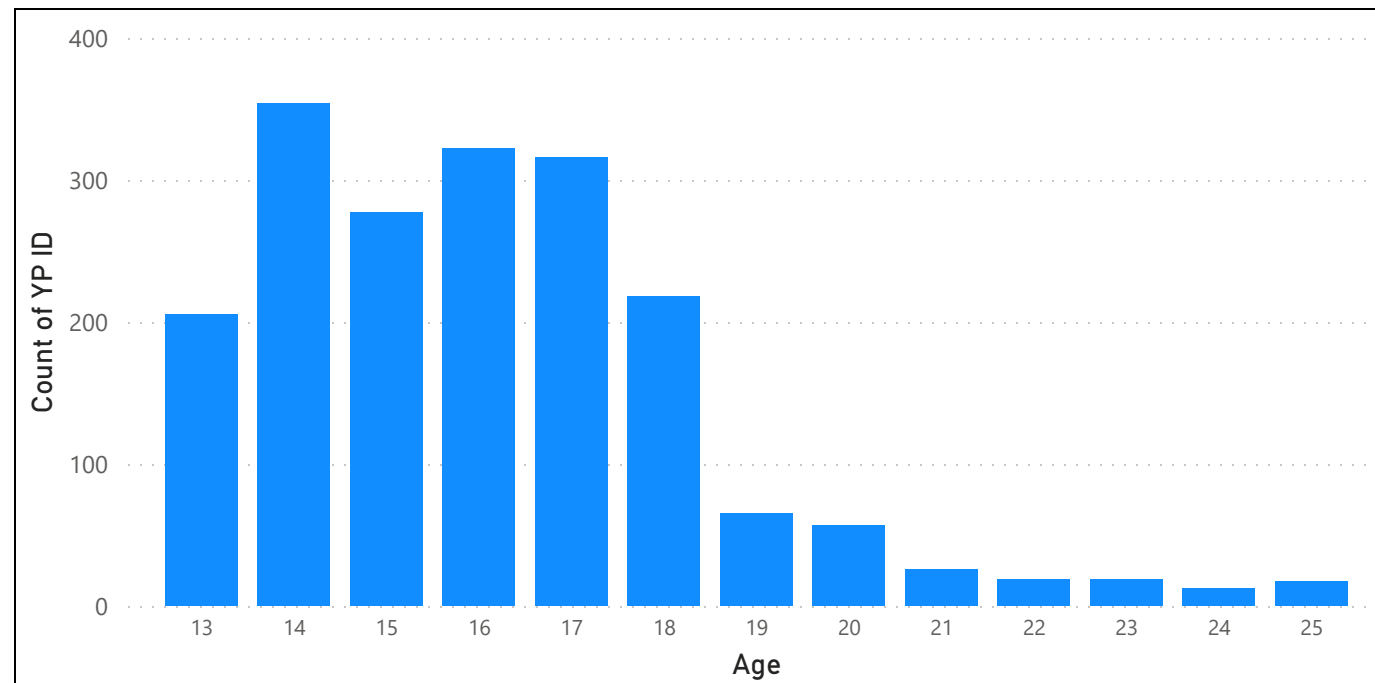
● School Census Ethnic Groups % ● Allsorts groups ● BME YPP groups ● Extratime groups



Age of attendees

Age by Provider

Area	13	14	15	16	17	18	19	20	21	22	23	24	25	Total
Central Hove and Brighton	112	175	141	203	227	185	49	48	17	15	16	11	14	1213
BH BYC - Brighton Youth Centre	103	148	116	170	201	173	41	43	10	11	8	5	11	1040
BH YPC	4	14	16	4	7	1	1	4	2	2	1			56
Turner Community Project	6	21	17	31	20	12	7	4	7	2	7	6	3	143
Hangleton, Portslade and West Hove	30	70	54	64	55	22	9	9	9	3	4	1	3	333
BH Hangleton and Knoll	30	70	54	64	55	22	9	9	9	3	4	1	3	333
Moulsecoomb and Patcham	33	56	38	19	9	5				1				161
BH The Trust for Developing Communities	33	56	38	19	9	5				1				161
Whitehawk and the Deans	47	81	65	56	40	16	7							312
BH The Trust for Developing Communities	47	81	65	56	40	16	7							312
Total	205	354	277	322	316	218	65	57	26	19	19	12	17	1907



Index of Deprivation Affecting Children Index (IDACI) - areas where attendees come from

IDACI Decile by Provider (detail)

Area	1	2	3	4	5	6	7	8	9	10	Total
Central Hove and Brighton	142	86	104	97	112	181	134	179	175	72	1282
BH BYC - Brighton Youth Centre	101	67	90	79	98	162	121	158	169	64	1109
BH YPC	10	9	4	4	3	9	5	9	2	1	56
Turner Community Project	36	10	11	17	11	19	11	16	5	7	143
Hangleton, Portslade and West Hove	19	77	45	55	15	44	25	36	24	11	351
BH Hangleton and Knoll	19	77	45	55	15	44	25	36	24	11	351
Moulsecoomb and Patcham	92	25	15	6	4	9	6	9	6		172
BH The Trust for Developing Communities	92	25	15	6	4	9	6	9	6		172
Whitehawk and the Deans	95	37	54	27	24	39	27	32	12	4	351
BH The Trust for Developing Communities	95	37	54	27	24	39	27	32	12	4	351
Total	315	205	197	177	153	262	186	248	214	83	2040

IDACI (Index of Deprivation Affecting Children Index)

1 = most deprived, 10 = least deprived

IDACI Decile by Provider (Percentages)

Area	1	2	3	4	5	6	7	8	9	10	Total
Central Hove and Brighton	11.1%	6.7%	8.1%	7.6%	8.7%	14.1%	10.5%	14.0%	13.7%	5.6%	100.0%
BH BYC - Brighton Youth Centre	9.1%	6.0%	8.1%	7.1%	8.8%	14.6%	10.9%	14.2%	15.2%	5.8%	100.0%
BH YPC	17.9%	16.1%	7.1%	7.1%	5.4%	16.1%	8.9%	16.1%	3.6%	1.8%	100.0%
Turner Community Project	25.2%	7.0%	7.7%	11.9%	7.7%	13.3%	7.7%	11.2%	3.5%	4.9%	100.0%
Hangleton, Portslade and West Hove	5.4%	21.9%	12.8%	15.7%	4.3%	12.5%	7.1%	10.3%	6.8%	3.1%	100.0%
BH Hangleton and Knoll	5.4%	21.9%	12.8%	15.7%	4.3%	12.5%	7.1%	10.3%	6.8%	3.1%	100.0%
Moulsecoomb and Patcham	53.5%	14.5%	8.7%	3.5%	2.3%	5.2%	3.5%	5.2%	3.5%		100.0%
BH The Trust for Developing Communities	53.5%	14.5%	8.7%	3.5%	2.3%	5.2%	3.5%	5.2%	3.5%		100.0%
Whitehawk and the Deans	27.1%	10.5%	15.4%	7.7%	6.8%	11.1%	7.7%	9.1%	3.4%	1.1%	100.0%
BH The Trust for Developing Communities	27.1%	10.5%	15.4%	7.7%	6.8%	11.1%	7.7%	9.1%	3.4%	1.1%	100.0%
Total	15.4%	10.0%	9.7%	8.7%	7.5%	12.8%	9.1%	12.2%	10.5%	4.1%	100.0%

